

# 4. SINIF 1. ÜNİTE

## ÇALIŞMA FASİKÜLÜ

İNGİLİZCE





## **T.C. MİLLÎ EĞİTİM BAKANLIĞI**

Bu çalışma fasikülü;  
Ölçme, Değerlendirme ve Sınav Hizmetleri Genel Müdürlüğü tarafından,

Batman Ölçme Değerlendirme Merkezi,  
Edirne Ölçme Değerlendirme Merkezi,  
Gaziantep Ölçme Değerlendirme Merkezi,  
Hatay Ölçme Değerlendirme Merkezi,  
İstanbul Ölçme Değerlendirme Merkezi,  
İzmir Ölçme Değerlendirme Merkezi,  
Kahramanmaraş Ölçme Değerlendirme Merkezi,  
Kars Ölçme Değerlendirme Merkezi,  
Kocaeli Ölçme Değerlendirme Merkezi,  
Manisa Ölçme Değerlendirme Merkezi,  
Mersin Ölçme Değerlendirme Merkezi,  
Muğla Ölçme Değerlendirme Merkezi,  
Muş Ölçme Değerlendirme Merkezi,  
Rize Ölçme Değerlendirme Merkezi ve  
Tokat Ölçme Değerlendirme Merkezinin

katkılarıyla hazırlanmıştır.



## İSTİKLÂL MARŞI

Korkma, sönmez bu şafaklarda yüzen al sancak;  
Sönmeden yurdumun üstünde tüten en son ocak.  
O benim milletimin yıldızıdır, parlayacak;  
O benimdir, o benim milletimindir ancak.

Çatma, kurban olayım, çehreni ey nazlı hilâl!  
Kahraman ırkıma bir gül! Ne bu şiddet, bu celâl?  
Sana olmaz dökülen kanlarımız sonra helâl.  
Hakkıdır Hakk'a tapan milletimin istiklâl.

Ben ezelden beridir hür yaşadım, hür yaşarım.  
Hangi çılgın bana zincir vuracakmış? Şaşarım!  
Kükremiş sel gibiyim, bendimi çiğner, aşarım.  
Yırtarım dağları, enginlere sığmam, taşarım.

Garbın âfâkını sarmışsa çelik zırhlı duvar,  
Benim iman dolu göğsüm gibi serhaddim var.  
Ulusun, korkma! Nasıl böyle bir imanı boğar,  
Medeniyet dediğin tek dişi kalmış canavar?

Arkadaş, yurduma alçakları uğratma sakın;  
Siper et gövdeni, dursun bu hayâsızca akın.  
Doğacaktır sana va'dettiği günler Hakk'ın;  
Kim bilir, belki yarın, belki yarından da yakın

Bastığın yerleri toprak diyerek geçme, tanı:  
Düşün altındaki binlerce kefensiz yatanı.  
Sen şehit oğlusun, incitme, yazıktır, atanı:  
Verme, dünyaları alsan da bu cennet vatanı.

Kim bu cennet vatanın uğruna olmaz ki feda?  
Şüheda fışkıracak toprağı sıksan, şüheda!  
Cânı, cânânı, bütün varımı alsın da Huda,  
Etmesin tek vatanımdan beni dünyada cüda.

Ruhumun senden İlâhî, şudur ancak emeli:  
Değmesin mabedimin göğsüne nâmahrem eli.  
Bu ezanlar -ki şehadetleri dinin temeli-  
Ebedî yurdumun üstünde benim inlemeli.

O zaman vecd ile bin secde eder -varsa- taşım,  
Her cerâhamdan İlâhî, boşanıp kanlı yaşım,  
Fışkırır ruh-ı mücerret gibi yerden na'sım;  
O zaman yükselerek arşa değer belki başım.

Dalgalan sen de şafaklar gibi ey şanlı hilâl!  
Olsun artık dökülen kanlarımın hepsi helâl.  
Ebediyyen sana yok, ırkıma yok izmihlâl;  
Hakkıdır hür yaşamış bayrağımın hürriyyet;  
Hakkıdır Hakk'a tapan milletimin istiklâl!

**Mehmet Âkif Ersoy**

## GENÇLİĞE HİTABE


Ey Türk gençliği! Birinci vazifen, Türk istiklâlini, Türk Cumhuriyetini, ilelebet muhafaza ve müdafaa etmektir.

Mevcudiyetinin ve istikbalinin yegâne temeli budur. Bu temel, senin en kıymetli hazinendir. İstikbalde dahi, seni bu hazineden mahrum etmek isteyecek dâhilî ve hâricî bedhahların olacaktır. Bir gün, istiklâl ve cumhuriyeti müdafaa mecburiyetine düşersen, vazifeye atılmak için, içinde bulunacağın vaziyetin imkân ve şeraitini düşünmeyeceksin! Bu imkân ve şerait, çok namûsait bir mahiyette tezahür edebilir. İstiklâl ve cumhuriyetine kastedecek düşmanlar, bütün dünyada emsali görülmemiş bir galibiyetin mümessili olabilirler. Cebren ve hile ile aziz vatanın bütün kaleleri zapt edilmiş, bütün tersanelerine girilmiş, bütün orduları dağıtılmış ve memleketin her köşesi bilfiil işgal edilmiş olabilir. Bütün bu şeraitten daha elîm ve daha vahim olmak üzere, memleketin dâhilinde iktidara sahip olanlar gaflet ve dalâlet ve hattâ hıyanet içinde bulunabilirler. Hattâ bu iktidar sahipleri şahsî menfaatlerini, müstevlîlerin siyasî emelleriyle tevhit edebilirler. Millet, fakr u zaruret içinde harap ve bîtap düşmüş olabilir.

Ey Türk istikbalinin evlâdı! İşte, bu ahval ve şerait içinde dahi vazifen, Türk istiklâl ve cumhuriyetini kurtarmaktır. Muhtaç olduğun kudret, damarlarındaki asil kanda mevcuttur.

***Mustafa Kemal Atatürk***





MUSTAFA KEMAL ATATÜRK

1. Look at the pictures.

Which one is **WRONG**?

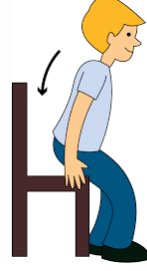
A) Raise your hand!



B) Come in!



C) Stand up!



D) Close the window!



2. Look at the numbers.



Choose the correct answer.

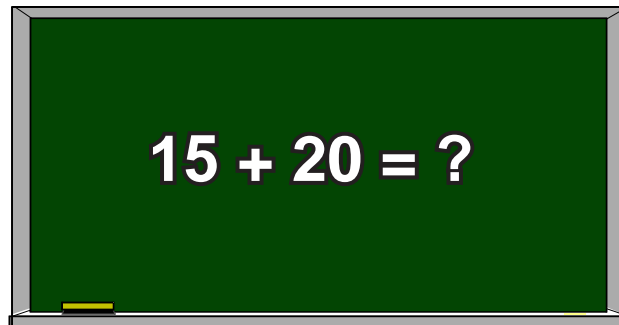
A) fifty

B) forty-two

C) forty

D) thirty-five

3. Look at the board.



Choose the correct answer.

A) fifty-two

B) forty-five

C) fifty-five

D) thirty-five

4. Which one is **WRONG**?





A)  $14 + 16 = \text{thirty}$

B)  $20 + 36 = \text{seventy-six}$

















C)  $45 - 13 = \text{thirty-two}$

D)  $56 - 15 = \text{forty-one}$

5. Look at the chart.

 forty-one	 thirty-two
 thirty-three	 fifty

Choose the correct answer.

- A)  >  >  > 
- B)  >  >  > 
- C)  >  >  > 
- D)  >  >  > 

6. Read the dialogue.

**Joe** : Give me the eraser, please.

**Kate** : Sorry, - - - -.

Choose the correct answer.

A) sure

B) of course

C) not right now

D) here you are

7. Read the dialogue.

**Marry** : May I - - - - your book, please?

**Jack** : Here you are.

**Marry** : Thank you.

**Choose the correct answer.**

- A) give
- B) come
- C) take
- D) listen



8. Read the dialogue.

**Karen** : Give me the sharpener, please.

**Kevin** : - - - -.

**Karen** : Thank you.

**Choose the correct answer.**

- A) Sure, here you are
- B) Say that again, please
- C) Raise your hand
- D) Stay in the line

9. Read the speech bubbles.

May I open the window?

**Mary**

May I come in?

**Jane**

May I go to toilet?

**Jack**

May I clean the board?

**Mark**

Who is late for school?

**Choose the correct answer.**

- A) Mary
- B) Jane
- C) Jack
- D) Mark


10. Put the sentences in order.

- I. Say that again, please.
- II. Ruler, please.
- III. May I take your ruler?
- IV. Here you are.
- V. Thank you.

Choose the correct answer.

- A) I-III-II-IV-V  
B) III-V-I-IV-II  
C) II-IV-I-III-V  
D) III-I-II-IV-V

11. Look at the picture. Match the classroom objects and students.



Mike

Sue

Sam


Linda

Joe

Choose the correct answer.

	Mike	Sue	Sam	Linda	Joe
A)	sharpener	eraser	scissors	ruler	schoolbag
B)	ruler	scissors	schoolbag	sharpener	eraser
C)	eraser	sharpener	ruler	schoolbag	scissors
D)	eraser	sharpener	scissors	ruler	schoolbag


12. Read the dialogue.



Choose the correct answer.

- A) Sit down, please
- B) Give me the baby, please
- C) Sorry, not right now
- D) Stay in the line

13. Read the speech bubble.



Choose the correct answer.

- A) twelve
- B) nineteen
- C) sixteen
- D) thirteen



14. Put the words in order.

CLEAN

THE

MAY

BOARD

I

PLEASE

Choose the correct answer.

- A) May I board the clean, please?
- B) May I clean the board, please?
- C) Please, may I board the clean?
- D) The board may I clean, please?

15. Look at the picture.



Choose the correct answer.

- A) Close your notebook
- B) Stand up
- C) Stay in the line
- D) Close the window

16. Read the dialogue.

**Steve:** Give me the book, please.

**Janet:** - - - -

**Steve:** The book, please.

**Janet:** Sorry, not now.

Choose the correct answer.

- A) Here you are.
- B) You are welcome.
- C) May I take your book?
- D) Say that again, please.



17. Look at the picture.



Choose the correct answer.

- A) Give her the notebook, please.
- B) Turn on the light, please.
- C) May I come in?
- D) Clean the board, please.

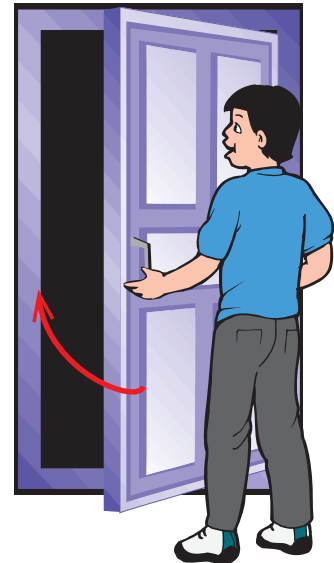
18. Look at the picture. Choose the correct answer.



- A) Twenty-one
- B) Twenty-two
- C) Thirty-two
- D) Forty-two

19. Look at the picture. Choose the correct answer.

- A) Close the door.
- B) Open the door.
- C) Here you are.
- D) Open the window.





20. Read the speech bubble.

I am Tarik. I am a 4th grade student. I love my school. I like books, notebooks, colourful pencils, erasers, and sharpeners. In my pencil case, I have three pencils, two pencil sharpeners, a pen, and five erasers. I haven't got a ruler.




What does Tarik have in his pencil case?

Choose the correct answer.

A)	
B)	
C)	
D)	

21. Look at the picture.

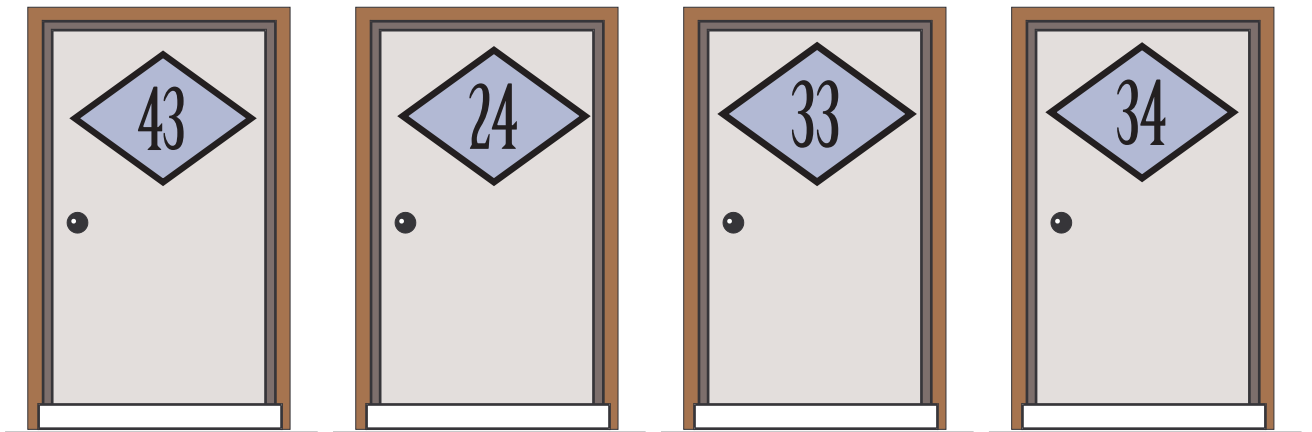


The classroom is dark and Clara cannot see the board. She asks - - - ?

**Choose the correct answer.**

- |                           |                             |
|---------------------------|-----------------------------|
| A) May I come in          | B) Can you clean the board  |
| C) Can you close the door | D) May I turn on the lights |

22. Look at the pictures.




Sevil knocks on the door number thirty-three.

**Choose the correct answer.**

- |       |       |       |       |
|-------|-------|-------|-------|
| A) 43 | B) 24 | C) 33 | D) 34 |
|-------|-------|-------|-------|


23. Read the speech bubbles.



Choose the correct answer.

- A) I am sorry
- B) of course
- C) not right now
- D) stand up please

24. Look at the picture. Count the apples.



Choose the correct answer.

- A) There are nine apples.
- B) There are eighteen apples.
- C) There are eight apples.
- D) There are six apples.

25.

$$40 + 7 =$$

Choose the correct answer.

A) twenty-seven

B) forty-seven

C) thirty-seven

D) seventy-seven

26. Look at the numbers.

8

12

16

20

?

28

32

36

40

Choose the correct answer.

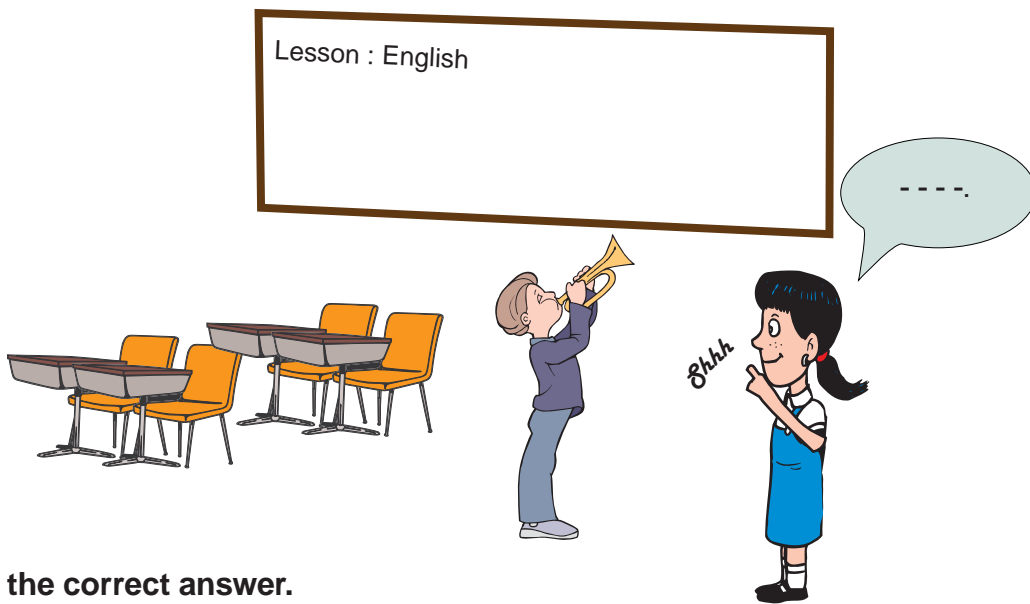
A) twelve

B) twenty-one

C) twenty-four

D) twenty-seven

27. Look at the picture.



Choose the correct answer.


A) Clean the board, please

B) Open the window, please

C) Come in, please

D) Be quiet, please

28. Look at the picture.



Choose the correct answer.

- A) Sure
- B) Leave it here, please
- C) Thank you
- D) You're welcome

29. Look at the picture.


Choose the correct answer.

- A) Raise your hand!
- B) May I come in?
- C) Please, give me your ruler.
- D) Give me your book, please.



30. Look at the picture.

I have three baskets. There are seven apples in a basket.



How many apples are there in three baskets?

Choose the correct answer.

- A) nineteen
- B) twenty
- C) twenty-one
- D) twenty-two


31. Look at the picture.



Choose the correct answer.

- A) Here you are                      B) Clean the board  
C) Come in                            D) Sit down

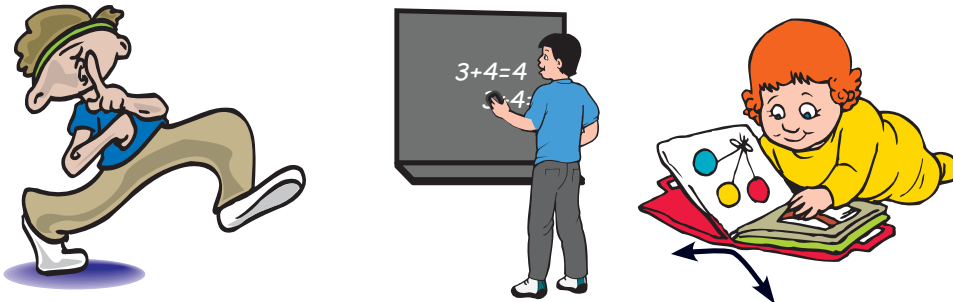
32. Look at the picture.



Choose the correct answer.

- A) eleven                      B) twelve                      C) twenty                      D) fifty

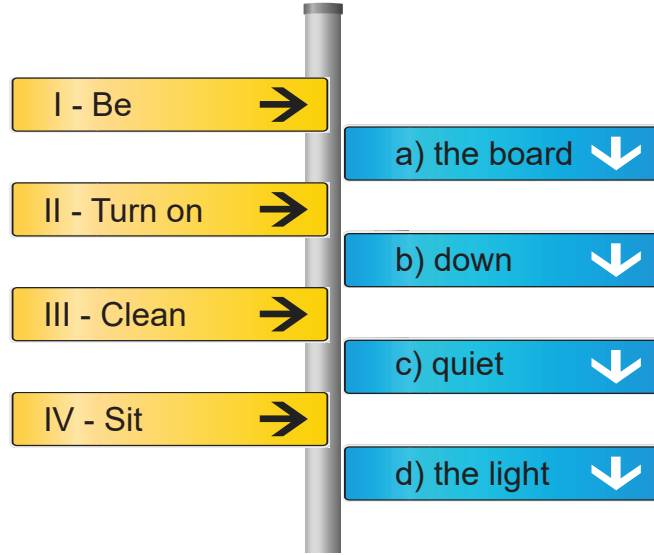
33. Look at the pictures.



Choose the ODD one out.

- A) Clean the board.                      B) Turn around.  
C) Open the book.                      D) Be quiet.

34. Look at the picture.



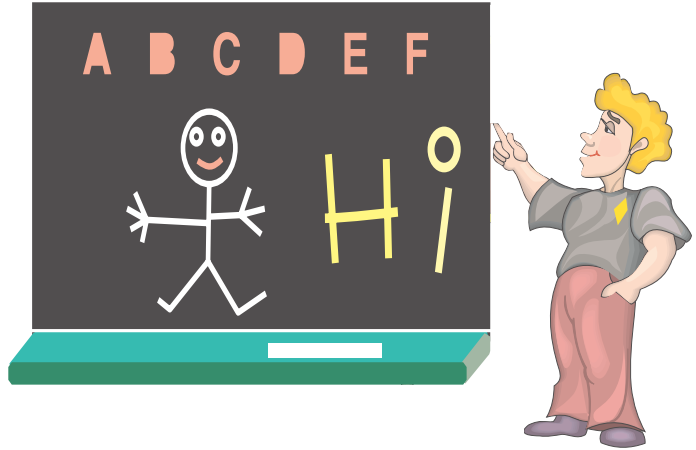
Choose the correct answer.

	<u>I</u>	<u>II</u>	<u>III</u>	<u>IV</u>
A)	a	d	c	b
B)	c	a	b	d
C)	b	c	a	d
D)	c	d	a	b

35. Teacher says: "- - - -."

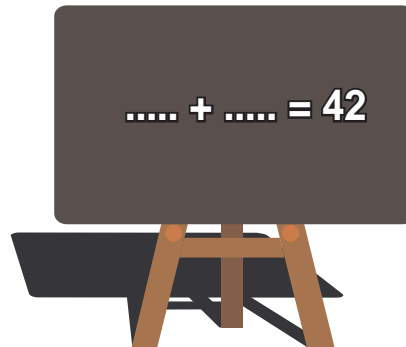
Choose the correct answer.

- A) Clean the board
- B) Come in
- C) Open your books
- D) Give me the scissors




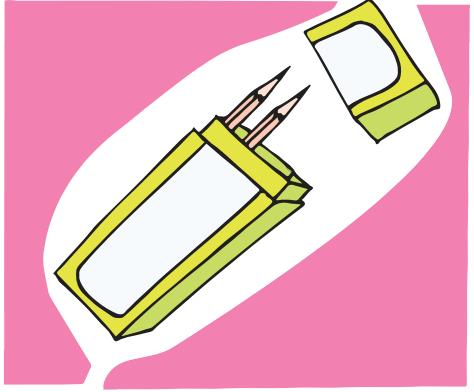


36. Look at the board. Choose the correct answer.

- A) Thirty + fourteen
- B) Twenty + twenty-five
- C) Thirty + twelve
- D) Fifty + seven



37. Look at the pictures and write TRUE or FALSE .



1. There are five balls in the box. ....
2. There are twelve apples in the basket. ....
3. There are fifteen desks. ....
4. There are two pencils in the pencil case. ....
5. There are eighteen books in the bag. ....



38. Find and colour them.

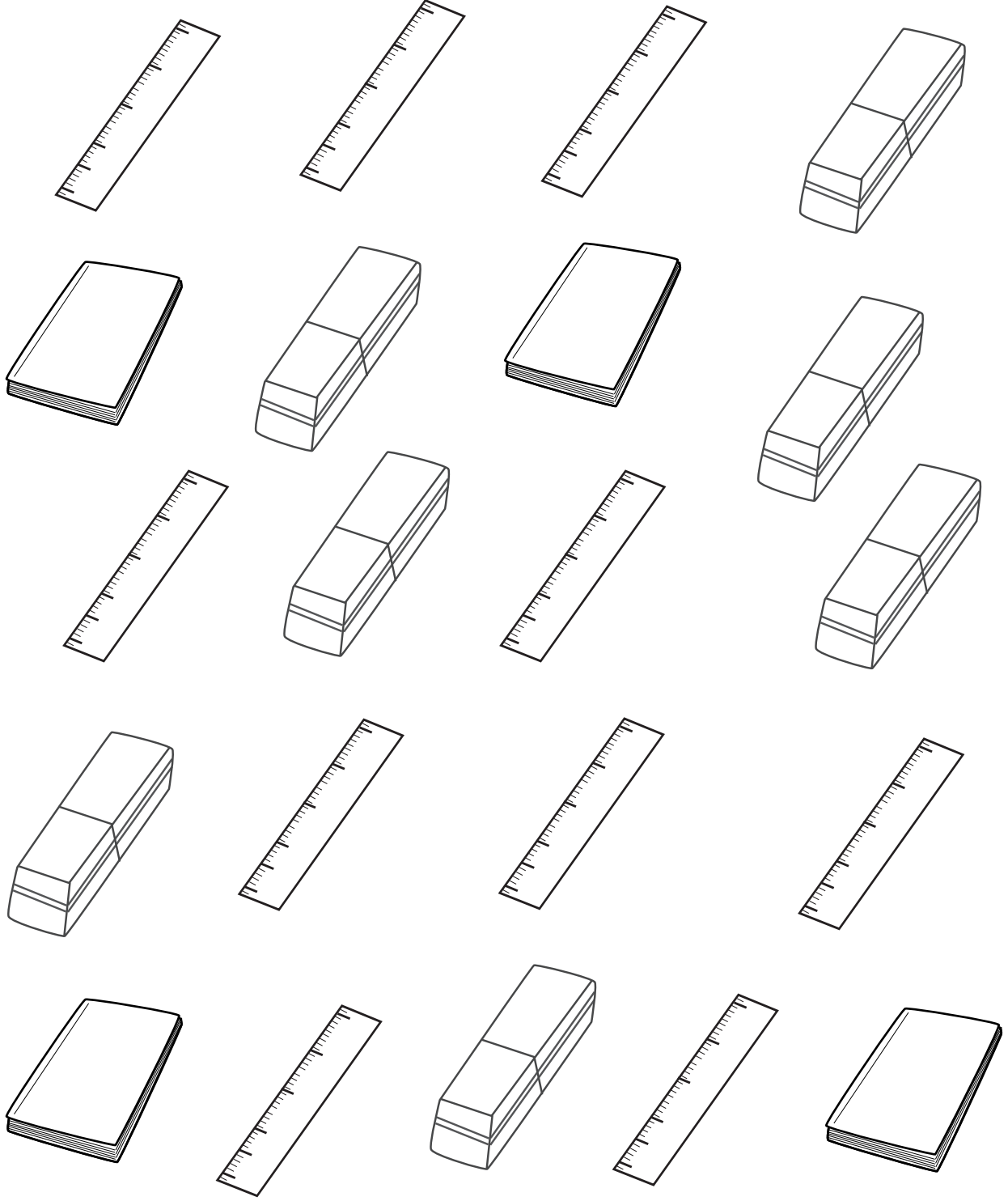
TEN RED RULERS

THREE YELLOW BOOKS

FIVE BLUE ERASERS

TWO GREEN ERASERS

ONE ORANGE BOOK



**39. Read the speech bubble and draw a picture of the classroom.**

Hello, I am Mary. This is my classroom. In my classroom, there are six windows and a door. There is a teacher's desk near the first window and opposite the door. There are three pens, a book and a globe on the teacher's desk. We are twenty students and I am opposite the teacher's desk. There are two pencils, an eraser, two books and a notebook on my desk. I have got a pink schoolbag. I love my classroom and my teacher so much.



40. Look at the words.

clean

give

turn

excuse


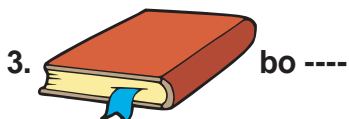


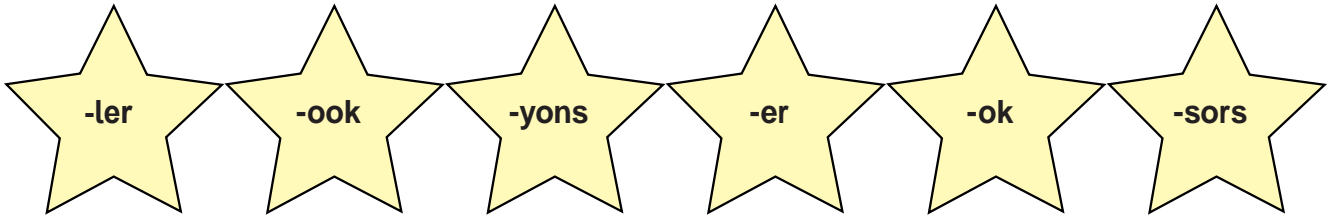
again

here

Read and complete the sentences.

1. Jack, - - - - the board, please.
2. - - - - you are.
3. Say that - - - - please. I can't hear you.
4. - - - - me!
5. Frank, - - - - me your pencil, please.
6. - - - - off the light when you don't use it.

41. Look at the pictures and complete the missing parts of the classroom objects.



42. Look at the numbers and colours.


one = YELLOW

two = ORANGE

three = BROWN

four = BLUE

Colour the cat.




43. Look at the pictures and answer the questions.



1. Is it the Turkish flag?




Yes, it is.



2. Is it a book?



-----



3. Is it a chair?



-----



4. Is it a desk?



-----

44. Put the words in order and make a sentence.

in / may / come / I / ?

May I come in?

are / sure / , / you / here / .

.....

lights / turn / the / on / .

.....

, / the / clean / please / board / .

.....

/ , / now / sorry / not / .

.....

the / give / . / me / ruler

.....

the window / I / may / open / ?

.....

**45. Circle the ODD one out.**

1. pen / pencil / crayon / notebook
2. book / dictionary / notebook / table
3. window / door / table / teacher
4. school / eraser / pen / sharpener
5. Sure. / Of course. / Here you are. / Sorry, not now.
6. sharpener / eraser / dictionary / please

**46. Fill in the blanks with the words below.**

books – come – here – of – line – turn – clean – board – listen – raise – may – now

1. .... you are.
2. Open your .....
3. .... the board, please.
4. Look at the ....., please.
5. .... to your teacher.
6. May I ..... in?
7. .... your hand.
8. .... course.
9. Stay in the .....
10. .... off the lights, please.
11. Sorry, not .....
12. .... I open the window?

47. Read the sentences. Draw the pictures in the charts. Colour them.

1.



Jim has five apples.

2.



Sally has twelve crayons.

3.


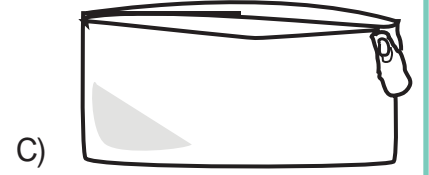
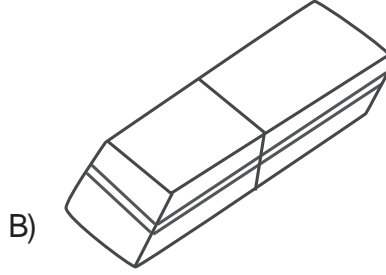
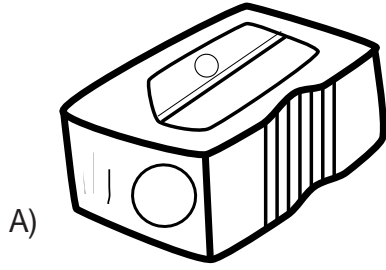


Tom has seven balloons.



48. Read the sentences. Match and colour the classroom objects.

- ☐ 1. Hello, I'm a pencil. I'm yellow.
- ☐ 2. Hello, I'm an eraser. I'm blue.
- ☐ 3. Hello, I'm a schoolbag. I'm green.
- ☐ 4. Hello, I'm a sharpener. I'm grey.
- ☐ 5. Hello, I'm a pencil case. I'm purple.



49. Write the sentences under the correct pictures.

Close the window!

May I come in?

Turn on the lights!

Raise your hand!

Clean the board!


Give me the book!

Sit down!

Wash your hands!



1.



2.



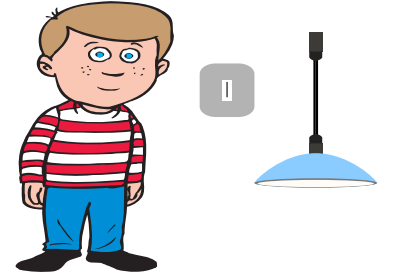
3.




4.



5.



6.



7.



8.

50. Write TRUE or FALSE.



1. The ruler is yellow. ....

2. These are sharpeners. ....



3. There are six students in the classroom. ....




4. This is number thirteen. ....



5. This is number twelve. ....

51. Find the numbers and do the puzzle.

Puzzle



Across

- 1) 4 x 5 =
- 4) 30 - 19 =
- 5) 30 - 15 =
- 7) 28 + 22 =
- 8) 22 - 12 =

Down

- 1) 50 - 38 =
- 2) 40 - 27 =
- 3) 3 x 3 =
- 5) 25 + 15 =
- 6) 22 + 8 =

52. Put the sentences in order and make a dialogue.

A.



1. Sure, here you are.
2. Thank you very much.
3. May I take your ruler?
4. You're welcome.

☐  
☐  
☐  
☐























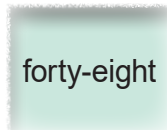

B.






1. Pardon?
2. Thank you.
3. Here you are.
4. Give me your glue, please.
5. Glue, please.




☐  
☐  
☐  
☐  
☐

53. Write the correct numbers in the blanks.

1.	 one	 ----	 five	 ----	 nine	 ----
2.	 ----	 fifteen	 twenty	 ----	 thirty	 ----
3.	 thirty	 ----	 thirty-six	 ----	 forty-two	 ----
4.	 forty	 ----	 forty-four	 ----	 forty-eight	 ----

54. Look at the pictures and write the missing letters.

		
_i_do_	s_ho_lb_g	_o_r_

		
cl_s_ro_m	_o_r	d_ct_o_a_y

55. Put a tick (✓) under the correct one.

<div>6</div> <table border="1"> <tr> <td>eight</td> <td>six</td> </tr> <tr> <td></td> <td></td> </tr> </table>	eight	six			<div>19</div> <table border="1"> <tr> <td>nineteen</td> <td>ninety</td> </tr> <tr> <td></td> <td></td> </tr> </table>	nineteen	ninety			<div>30</div> <table border="1"> <tr> <td>thirty</td> <td>thirteen</td> </tr> <tr> <td></td> <td></td> </tr> </table>	thirty	thirteen		
eight	six													
nineteen	ninety													
thirty	thirteen													
<div>42</div> <table border="1"> <tr> <td>forty-three</td> <td>forty-two</td> </tr> <tr> <td></td> <td></td> </tr> </table>	forty-three	forty-two			<div>20</div> <table border="1"> <tr> <td>twelve</td> <td>twenty</td> </tr> <tr> <td></td> <td></td> </tr> </table>	twelve	twenty			<div>14</div> <table border="1"> <tr> <td>fourteen</td> <td>forty</td> </tr> <tr> <td></td> <td></td> </tr> </table>	fourteen	forty		
forty-three	forty-two													
twelve	twenty													
fourteen	forty													

56. Match the words. Write the sentences in the chart.

1.	Come
2.	Close
3.	Sit
4.	Go back
5.	Be
6.	Turn on
7.	Stand
8.	Look

A.	down
B.	the light
C.	at the board
D.	up
E.	to your place
F.	the door
G.	quiet
H.	in

1.	Come in.
2.	
3.	
4.	
5.	
6.	
7.	
8.	

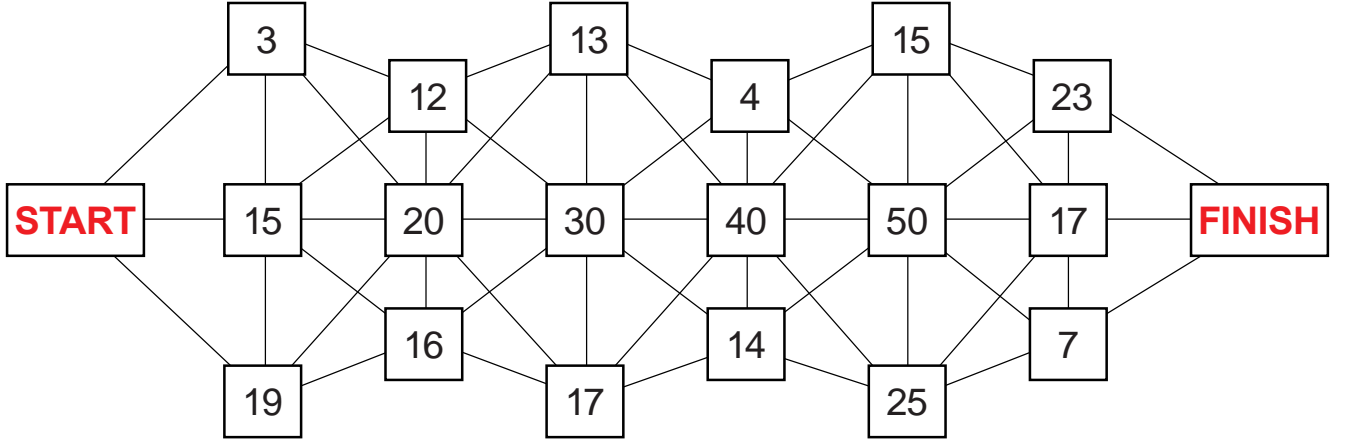
57. Find the numbers in the puzzle and write them.

O	T	W	E	N	T	Y	R	S	V	G	L	T
G	F	R	Z	C	B	V	U	F	O	R	T	Y
T	H	I	R	T	E	E	N	I	F	D	W	Q
W	E	Y	P	L	M	B	I	F	I	F	T	Y
E	C	A	V	E	N	X	N	T	B	O	M	K
L	M	A	W	Q	T	G	E	E	H	U	J	Y
V	S	X	S	A	J	F	T	E	L	R	P	U
E	I	G	H	T	R	G	E	N	J	T	W	O
A	X	M	B	E	D	K	E	H	C	E	T	H
S	E	V	E	N	T	Z	N	B	X	E	W	Q
K	J	X	T	S	I	X	T	E	E	N	B	M

six						

58. Find the numbers and colour them red.

**Start** – fifteen – twelve – thirty – fourteen – fifty – seven – **Finish**



59. Write the sentences under the correct pictures.

*Sorry, you can't.*

*Sure!*

*Yes you can.*

*Of course!*

*Yes, you may.*

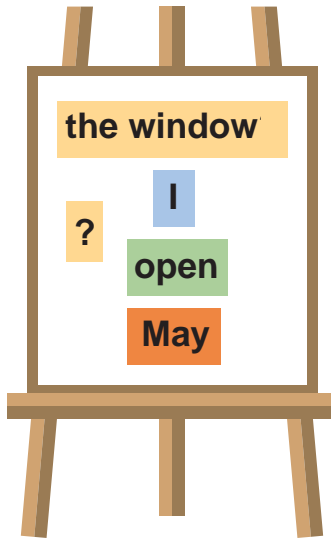
*Sorry, not right now.*



--	--



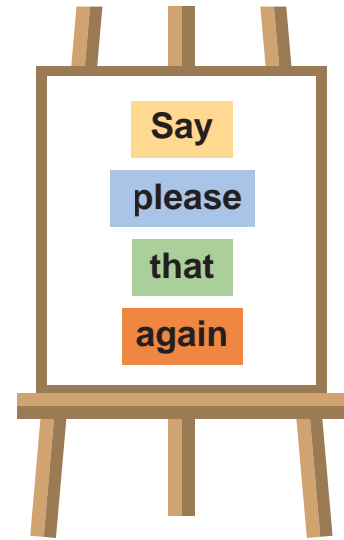
60. Put the words in order and make sentences.



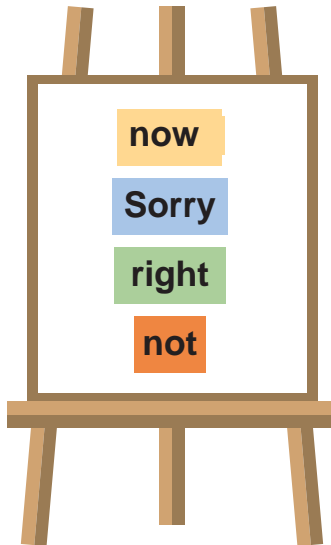
1) .....



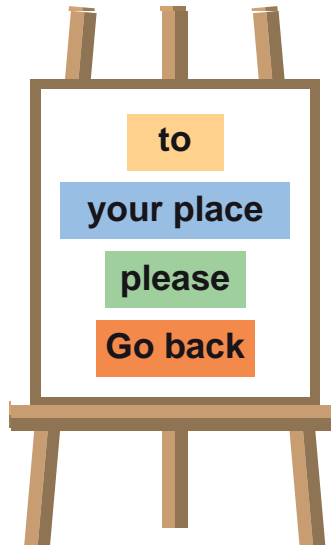
2) .....



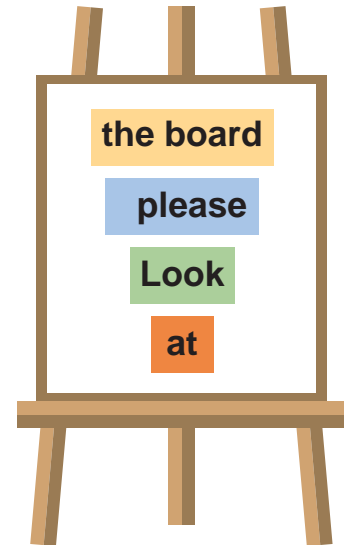
3) .....



4) .....



5) .....




6) .....

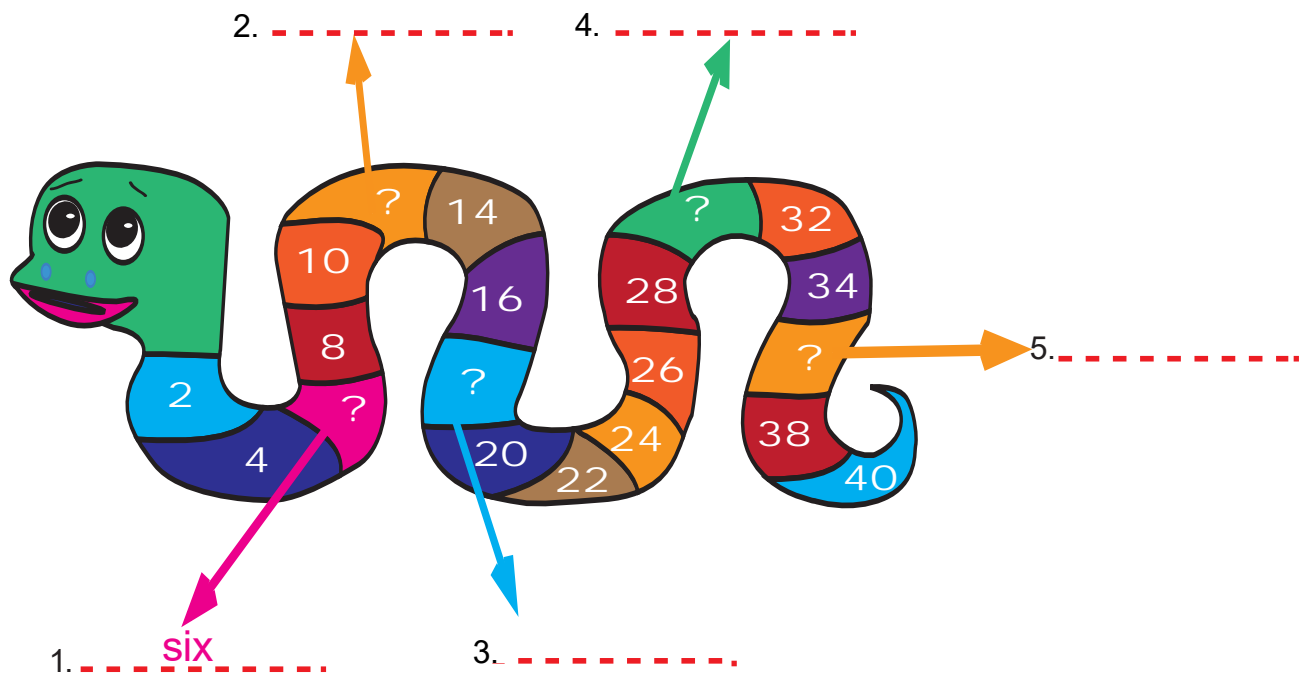
61. Circle the ODD one out.

1.	ruler	eraser	open	pencil
2.	play	desk	book	scissors
3.	board	schoolbag	pencil case	clean
4.	notebook	look	pencil sharpener	map

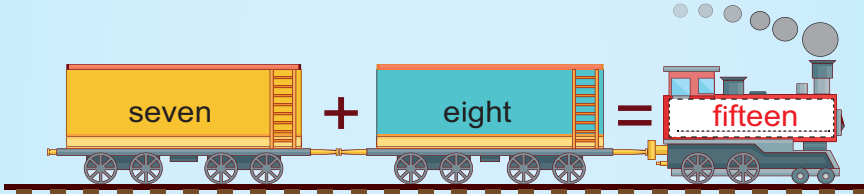
**62. Find the classroom objects in the circle.**





**63. Find the missing numbers and write.**

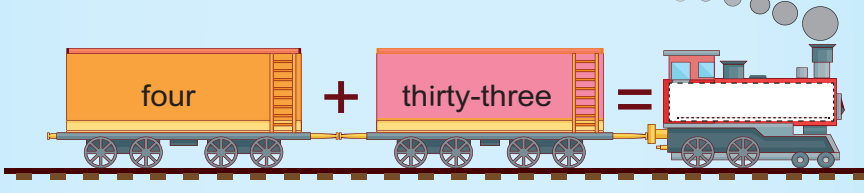



64. Write the correct numbers.


1.   $seven + eight = fifteen$


2.   $nine + twelve =$

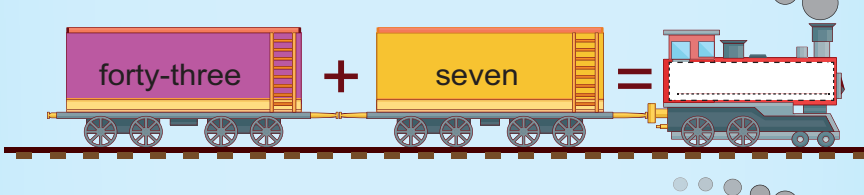
3.   $twenty-two + fourteen =$


4.   $four + thirty-three =$

5.   $fifteen + twenty =$

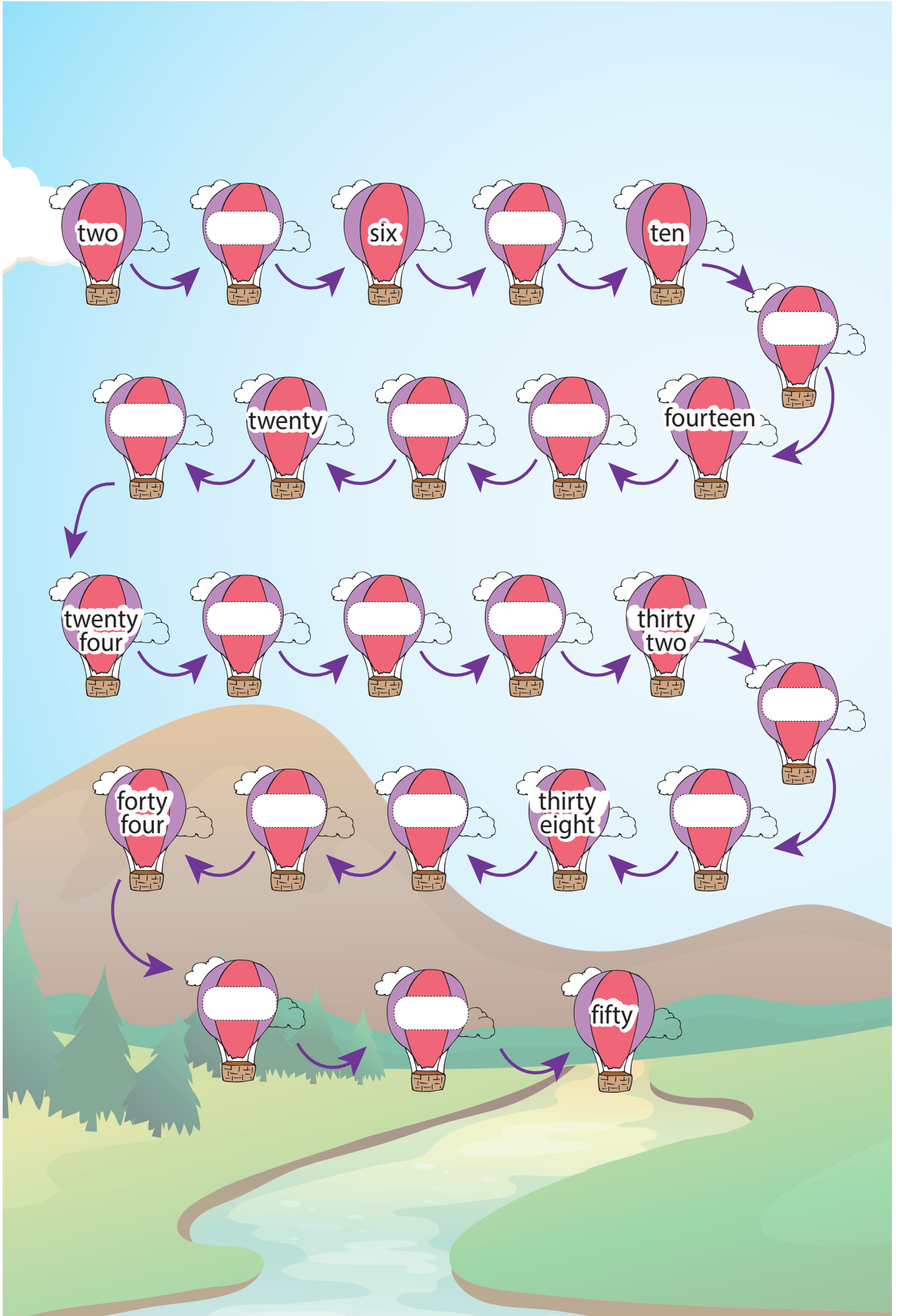
6.   $twelve + twenty-two =$

7.   $sixteen + thirty-two =$

8.   $forty-three + seven =$


9.   $eighteen + thirteen =$

65. Write the correct numbers in the blanks.



66. Look at the picture. Count and write the correct numbers.

## LOOK AND FIND



1. There are ..... **thirteen** ..... erasers in the picture.
2. There are ..... rulers in the picture.
3. There are ..... pencil cases in the picture.
4. There are ..... books in the picture.
5. There are ..... pencils in the picture.
6. There are ..... sharpeners in the picture.


67. Read the sentences. Colour the numbers.

- a - Colour the number "twenty-three" black.
- b - Colour the number "thirty-nine" blue.
- c - Colour the number "forty-eight" pink.
- d - Colour the number "fifty" purple.
- e - Colour the number "seven" brown.
- f - Colour the number "twelve" yellow.
- g - Colour the number "thirty-six" orange.
- h - Colour the number "twenty-one" grey.
- i - Colour the number "six" red.
- j - Colour the number "fourteen" green.



68. Put the sentences in order and make a dialogue.

- Of course. Here you are.
- You're welcome.
- Say that again, please.
- The crayons, please.
- Thank you.
- May I take your crayons?





69. Circle the correct answers.

1)



Jennifer: Give me the sharpener please.  
Mark : Here you are. / I'm sorry.

2)



Student: May I answer the question?  
Teacher: Sorry, not right now. / Of course.

3)



Daisy: Excuse me, may I take your umbrella?  
Peter: Yes, you may. / Sorry.

4)



Teacher : Clean the board, please.  
Student : No, I can't. / Sure.

5)



Kevin: Give me the notebook, please.  
Tom : Here you are. / Oh, sorry.



70. Read the sentences and choose the correct pictures.

1) Clean the board, please.



A



B

2) Put your rubbish into the bin, please.



A



B

3) Raise your hand, please.



A



B

4) Open your notebook, please.



A



B

71. Match the pictures with the classroom rules.

1)

**BE QUIET, PLEASE!**



2)

**RAISE YOUR HAND!**



3)

**CLOSE YOUR BOOK!**



4)

**LISTEN TO YOUR TEACHER AND FRIENDS!**



5)

**READ YOUR BOOK!**




6)

**KEEP THE CLASSROOM CLEAN!**



a.



b.



c.



d.



e.



f.



72. Put the sentences in order and make a dialogue.

I can't find my pencil case.

Of course. Here you are.

Good morning, Jane.

Oh, sorry.

Good morning, Tom. What's wrong?

May I take your pencil?

Tom : .....

Jane : .....

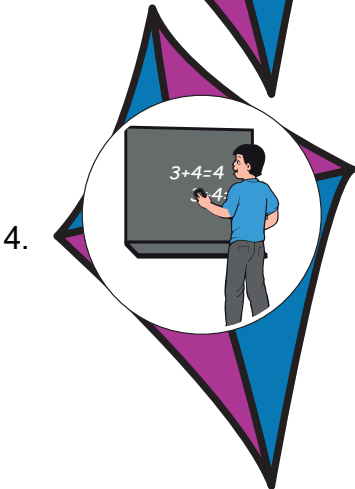
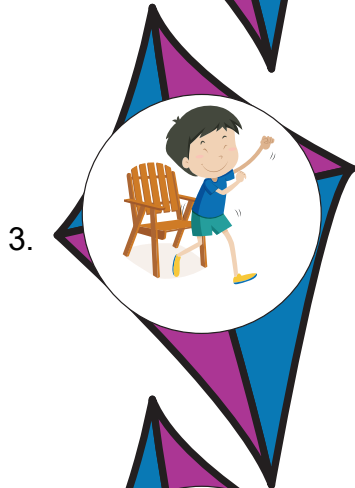
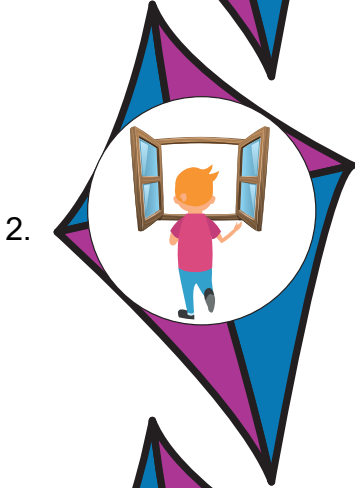
Tom : .....

Jane : .....

Tom : .....

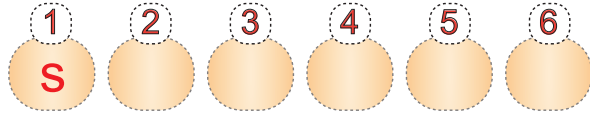
Jane : .....

73. Match the kites with their tails.



74. Write the missing letters. Find the hidden word.

1. Close the door!
2. \_ome here!
3. Raise your \_and!
4. \_pen the window!
5. Clean the b\_ard!
6. Turn off the \_ights!



75. Look at the words and sentences.

Sit down!  
Raise your hand!  
Fifteen  
Clean the board!  
Map  
Forty-seven  
Crayon  
Ruler  
Open your notebooks!  
Four  
Pencil sharpener  
Be quiet!  
Eraser  
Close the door!

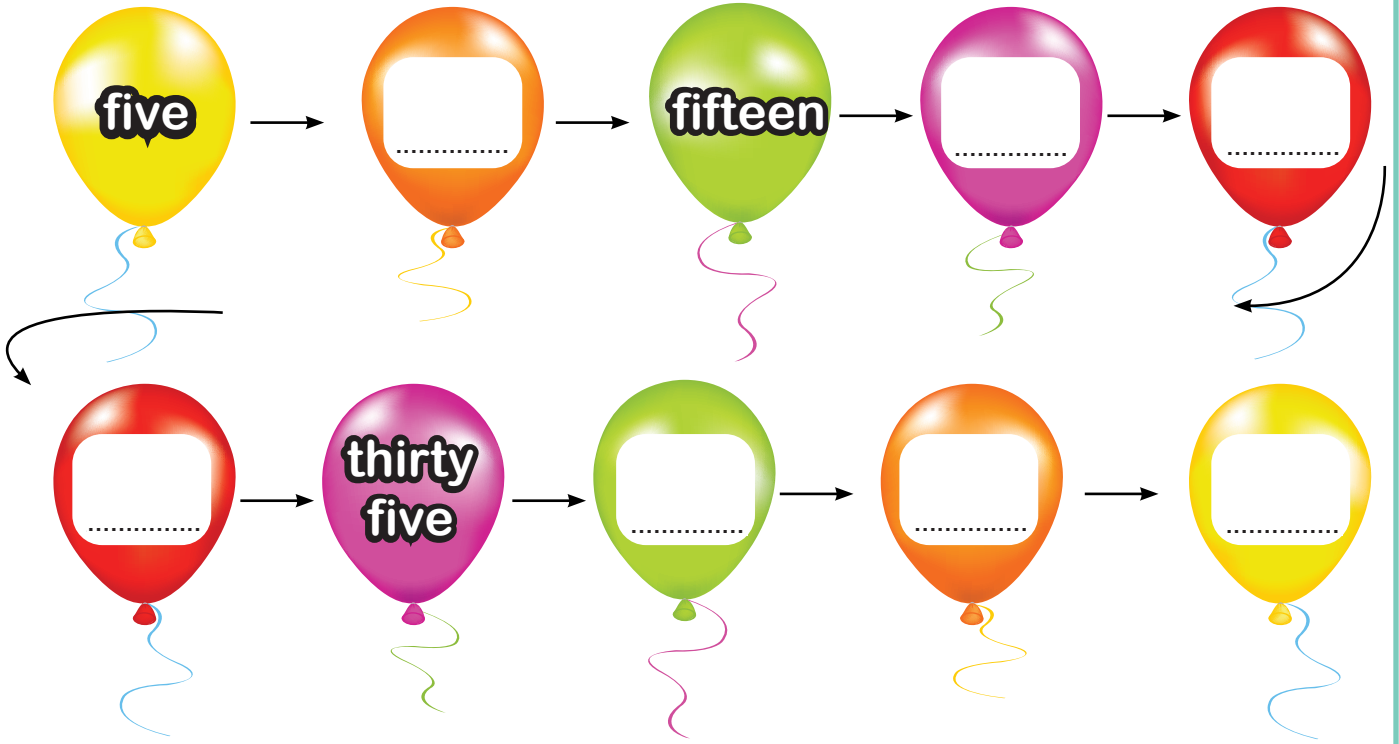
Write the words and sentences in the correct boxes.

Classroom Objects
.....
.....
.....
.....
.....
.....
.....
.....

Numbers
.....
.....
.....
.....
.....
.....
.....
.....

Classroom Rules
.....
.....
.....
.....
.....
.....
.....
.....

76. Write the correct numbers in the blanks.



77. Look at the words.

welcome - ruler - please - here - you - say

A) Complete the sentences with the words in the chart.

1. Thank .....
2. .... that again, please.
3. Give me the ....., please.
4. You're .....
5. Ruler, .....
6. .... you are.

B) Make a dialogue with the sentences.

Susan: Give me the ruler, please.

Mert: .....

Susan: .....

Mert: .....

Susan: .....

Mert: .....

**78. Look at the words and write correct sentences.**

1. your / give / ruler / me ..... **Give me your ruler** .....
2. the board / at / look .....
3. to / back / your place / go .....
4. right / sorry / not / , / now .....
5. are / you / here .....
6. come in / I / may ..... ?
7. here / it / leave / ..... ?
8. your group / can / join / I ..... ?
9. the line / stay / in .....
10. lights / turn off / the .....
11. me / give / the / pencil / green .....
12. go / can / out / I ..... ?

**79. This is Mary's schoolbag.**



**Write TRUE or FALSE.**

1. Mary has a pencil sharpener. ....
2. There is a globe in the bag. ....
3. The ruler is yellow. ....
4. She has a pencil case. ....
5. She doesn't have an eraser. ....

80. Look at the picture and write the numbers in words.

1. The frog is ..... **twenty-two** ..... cm long.
2. The lion is ..... cm long.
3. The giraffe is ..... cm long.
4. The fox is ..... cm long.
5. The chick is ..... cm long.



81. Colour the numbers. One number is extra.

1. The number fifteen is green.
2. The number thirty-three is pink.
3. The number forty-eight is blue.
4. The number twenty is yellow.
5. The number thirty-seven is red.
6. The number twenty-two is black.

48

43

22

20

37

33

15



82. Look at the picture. Write the correct classroom objects in the blanks.



Hello, I'm Jane. Today is Monday. I'm going to school. I have a heavy schoolbag. In my

bag, I have six .....



, two .....



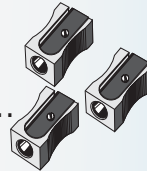
, five .....



a .....



and three .....



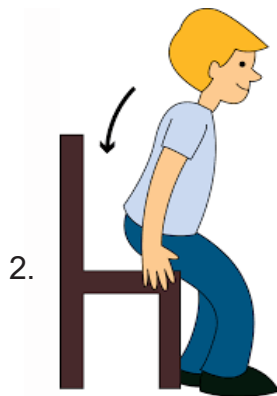
83. Look at the pictures. Colour the correct sentences.



Don't make noise!

Raise your hand!

Clean the board!



May I come in?

Open your book!

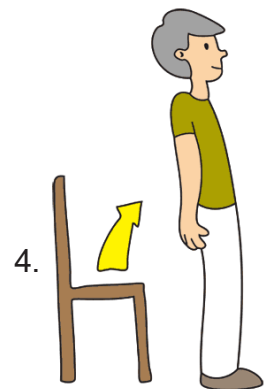
Sit down!



Say that again!

Open the window!

Be quiet!




Give us the ruler!

Stand up!

Sit down!

84. Look at the picture. Write the correct classroom objects in the blanks.



1. Yellow car goes to s \_\_\_\_\_ and n \_\_\_\_\_.

2. Red car goes to s \_\_\_\_\_ and e \_\_\_\_\_.

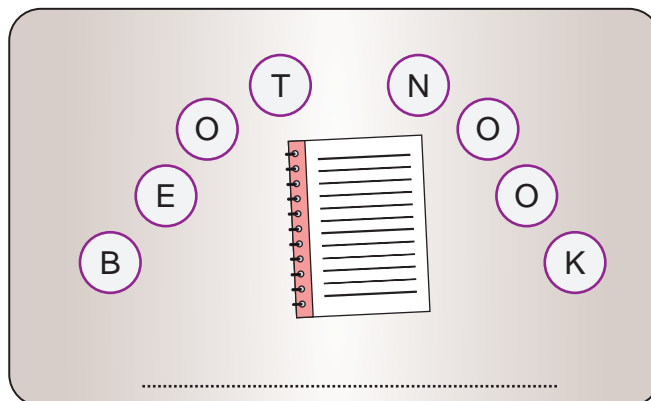
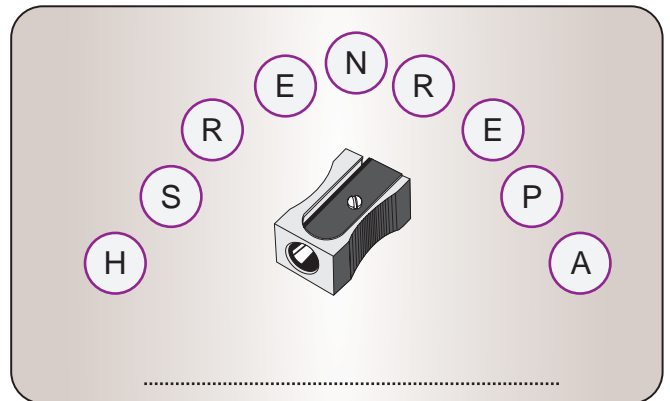
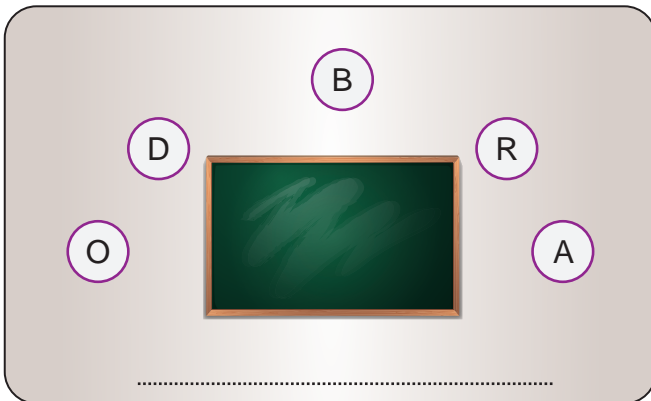
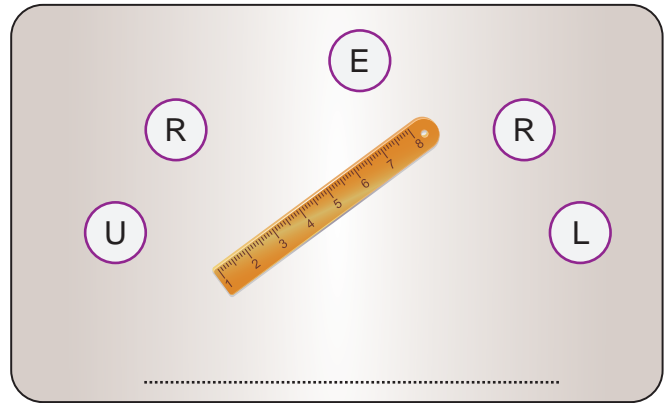
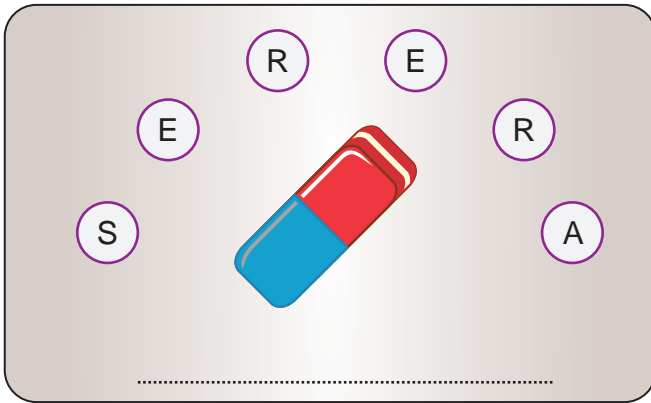
3. Blue car goes to s \_\_\_\_\_ and p \_\_\_\_\_.

85. Read the dialogues. Write the correct words in the blanks.

take    answer    come    turn on    give

1. **Jane** : May I ..... in, please?  
**Tina** : Of course.
2. **Alex** : ..... me your pen, please.  
**Gina** : Here you are.
3. **Hassan** : May I ..... the lights?  
**Omar** : Yes, you may.
4. **Asu** : May I ..... your ruler?  
**Can** : Sure.
5. **Cansu** : May I ..... the question?  
**Can** : Yes, please.

86. Write the words.

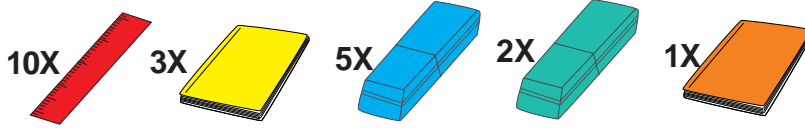


## CEVAP ANAHTARI

- |       |       |       |
|-------|-------|-------|
| 1. C  | 13. C | 25. B |
| 2. A  | 14. B | 26. C |
| 3. D  | 15. C | 27. D |
| 4. B  | 16. D | 28. A |
| 5. A  | 17. A | 29. D |
| 6. C  | 18. B | 30. C |
| 7. C  | 19. A | 31. A |
| 8. A  | 20. B | 32. C |
| 9. B  | 21. D | 33. B |
| 10. D | 22. C | 34. D |
| 11. D | 23. B | 35. A |
| 12. A | 24. C | 36. C |

37. 1. TRUE 2. FALSE 3. TRUE 4. TRUE 5. FALSE

38.



39. Students' own answers.

40. 1. clean 2. here 3. again 4. excuse 5. give 6. turn

41. 1. -ler 2. -er 3. -ok 4. -ook 5. -sors 6. -yons

42.



43. 2. No, it isn't. 3. Yes, it is. 4. No, it isn't.

44. 1. Sure, here you are.

2. Turn on the lights. / Turn the lights on.

3. Clean the board, please. (Please, clean the board.)

4. Sorry, not now.


5. Give me the ruler.

6. May I open the window?

45. 1. notebook 2. table 3. teacher 4. school 5. Sorry, not now. 6. please

46. 1. here 2. books 3. clean 4. board 5. listen 6. come  
7. raise 8. of 9. line 10. turn 11. now 12. may

47.



48. 1-E SARI 2-B MAVİ 3-D YEŞİL 4-A GRİ 5-C MOR

49. 1. Sit down! 2. Close the window! 3. Give me the book! 4. May I come in?  
5. Raise your hand! 6. Turn on the lights! 7. Clean the board! 8. Wash your hands!

50. 1. FALSE 2. TRUE 3. FALSE 4. FALSE 5. TRUE

51. **ACROSS** 1. TWENTY 4. ELEVEN 5. FIFTEEN 7. FIFTY 8. TEN  
**DOWN** 1. TWELVE 2. THIRTEEN 3. NINE 5. FORTY 6. THIRTY

52. A. 3 - 1 - 2 - 4  
B. 4 - 1 - 5 - 3 - 2

53. 1- three, seven, eleven  
2- ten, twenty-five, thirty-five  
3- thirty-three, thirty-nine, forty-five  
4- forty-two, forty-six, fifty

54. window, schoolbag, board, classroom, door, dictionary

55. six, nineteen, thirty, forty-two, twenty, fourteen



56. 2- F: Close the door! 3- A: Sit down! 4- E: Go back to your place! 5- G: Be quiet!  
6- B: Turn on the light! 7- D: Stand up! 8- C: Look at the board!

57.

O	T	W	E	N	T	Y	R	S	V	G	L	T
G	F	R	Z	C	B	V	U	F	O	R	T	Y
T	H	I	R	T	E	E	N	I	F	D	W	Q
W	E	Y	P	L	M	B	I	F	I	F	T	Y
E	C	A	V	E	N	X	N	T	B	O	M	K
L	M	A	W	Q	T	G	E	E	H	U	J	Y
V	S	X	S	A	J	F	T	E	L	R	P	U
E	I	G	H	T	R	G	E	N	J	T	W	O
A	X	M	B	E	D	K	E	H	C	E	T	H
S	E	V	E	N	T	Z	N	B	X	E	W	Q
K	J	X	T	S	I	X	T	E	E	N	B	M

58. 15 - 12 - 30 - 14 - 50 - 7

59.

	
<p>Sure!</p> <p>Of course!</p> <p>Yes, you may.</p> <p>Yes, you can.</p>	<p>Sorry, you can't.</p> <p>Sorry, not right now.</p>

60. 1. May I open the window? 2. Give me the ruler, please. 3. Say that again, please.  
4. Sorry, not right now! 5. Go back to your place, please. 6. Look at the board, please.

61. 1. open 2. play 3. clean 4. look

62.



63. 2. twelve 3. eighteen 4. thirty 5. thirty-six

64. 2. twenty-one 3. thirty-six 4. thirty-seven 5. thirty-five  
6. thirty-four 7. forty-eight 8. fifty 9. thirty-one

65. four, eight, twelve, sixteen, eighteen, twenty-two, twenty-six, twenty-eight, thirty, thirty-four, thirty-six, forty, forty-two, forty-six, forty-eight

66. 2. five 3. eight 4. ten 5. twenty-one 6. nineteen

67. a. **23** b. **39** c. **48** d. **50** e. **7** f. **12** g. **36** h. **21** i. **6** j. **14**

68. 1. May I take your crayons?  
2. Say that again, please.  
3. The crayons, please.  
4. Of course. Here you are.  
5. Thank you.  
6. You're welcome.

69. 2. Sorry, not right now. 3. Sorry. 4. Sure. 5. Oh, sorry.

70. 1. a 2. b 3. b 4. b

71. 1. d 2. a 3. f 4. c 5. e 6. b

72. **Tom** : Good morning, Jane.

**Jane**: Good morning, Tom. What's wrong?

**Tom** : I can't find my pencil case.

**Jane**: Oh, sorry.

**Tom** : May I take your pencil?

**Jane**: Of course. Here you are.

73. 1- c 2- d 3- a 4- b

74. **School**

75. **Classroom objects**

map  
crayon  
ruler  
pencil sharpener  
eraser

**Numbers**

forty-seven  
fifteen  
four

**Classroom rules**

Sit down!  
Raise your hand!  
Clean the board!  
Open your notebooks!  
Be quiet!  
Close the door!

76. ten, twenty, twenty-five, thirty, forty, forty-five, fifty

77. A) 1- you 2- say 3- ruler 4- welcome 5- please 6- here  
B) 3 - 2 - 5 - 6 - 1 - 4

78. 2. Look at the board!  
3. Go back to your place!  
4. Sorry, not right now!  
5. Here you are!  
6. May I come in?  
7. Leave it here!  
8. Can I join your group?  
9. Stay in the line!  
10. Turn off the lights!  
11. Give me the green pencil!  
12. Can I go out?

79. 1. TRUE 2. FALSE 3. TRUE 4. TRUE 5. FALSE

80. 2. thirty-three 3. forty-nine 4. thirty-eight 5. twelve

81. 1. 15 2. 33 3. 48 4. 20 5. 37 6. 22

82. pencils, erasers, books/notebooks, ruler, (pencil)sharpeners

83. 1. Clean the board 2. Sit down 3. Be quiet 4. Stand up

84. 1. school bag - notebooks  
2. sharpener - eraser  
2.scissors - pencil

85. 1. come 2. give 3. turn on 4. take 5. answer

86. 1- ERASER 2- RULER 3- BOARD 4- SHARPENER 5- NOTEBOOK





Bu çalışma fasikülü, Millî Eğitim Bakanlığı  
Ölçme, Değerlendirme ve Sınav Hizmetleri Genel Müdürlüğü tarafından  
Ölçme Değerlendirme Merkezlerinin katkılarıyla hazırlanmıştır.