

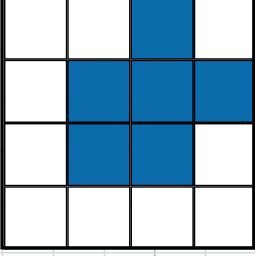
Ad-Soyad :

TARİH: / / 202

ALAN-ÇEVRE ÖLÇME-1

Aşağıda şekillerin **alan** ve **çevrelerini** verilen birim ölçülerine göre hesaplayınız.

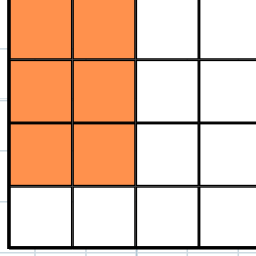
1 birim : 7 CM



ÇEVRESİ :

ALANI :

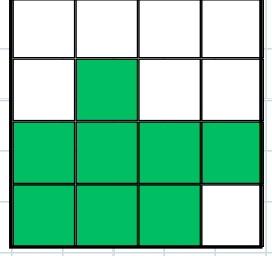
1 birim : 5 CM



ÇEVRESİ :

ALANI :


1 birim : 3 CM



ÇEVRESİ :

ALANI :

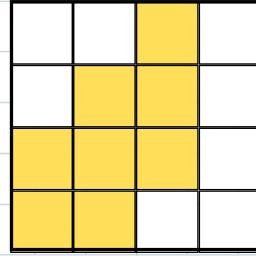
1 birim : 4 CM



ÇEVRESİ :

ALANI :


1 birim : 10 CM



ÇEVRESİ :

ALANI :

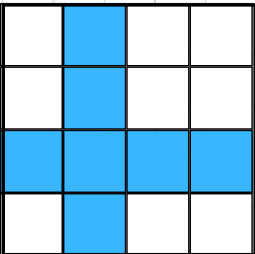
1 birim : 6 CM



ÇEVRESİ :

ALANI :

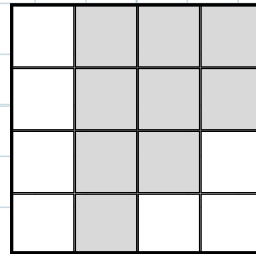
1 birim : 1 CM



ÇEVRESİ :

ALANI :


1 birim : 2 CM



ÇEVRESİ :

ALANI :

1 birim : 9 CM



ÇEVRESİ :

ALANI :